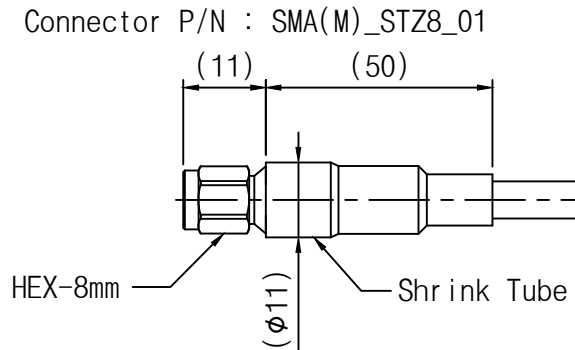
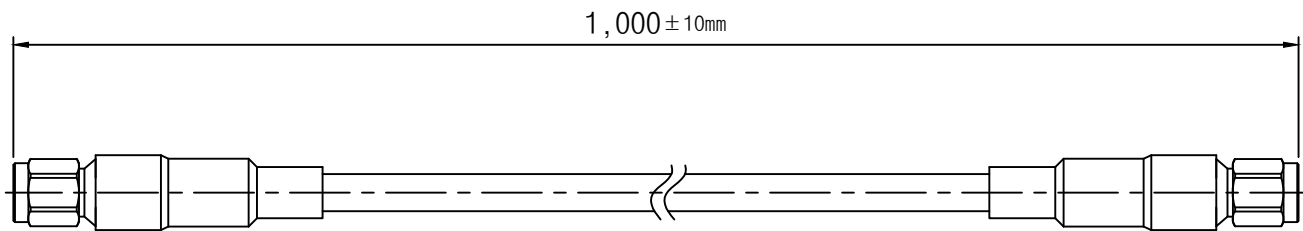
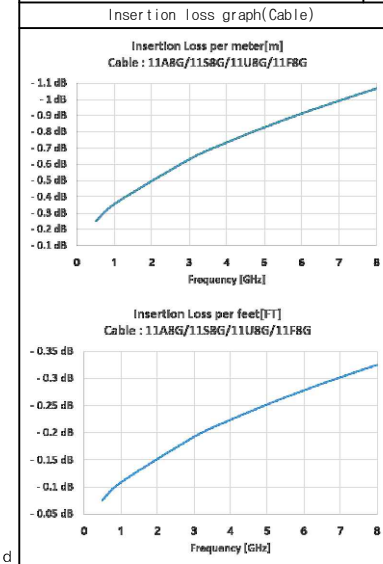


Rev. No	Description	E.C.O	Date



Cable P/N : 11F8G

Specifications	Materials(Cable)
MIL-C-17 : Cable MIL-PRF-39012 : Connectors MIL-G-45204 : Gold Plating, Electrodeposited MIL-I-23053 : Insulation Sleeving etc. MIL-P-46179 : Plastic Molding etc. MIL-R-46198 : Resin, Polyimide etc.	1. Cable Center Conductor Solid SPC (ASTM B 298) 2. Cable Dielectric Low Density PTFE in accordance with the applicable paragraph of MIL C 17
Military Standards MIL-STD-202 : Test Method MIL-STD-810 : Test Method for Environmental MIL-STD-1344 : Test Method for Connectors	3. Cable Inner Shield Al Mylar Tape 4. Cable Outer Shield SPC Round Wire (ASTM B 298)
Materials(Connector) 1. Body Brass (C3604)(ASTM B 16), Ni Plated 2. Center Conductor Brass (C3604)(ASTM B 16), Au Plated 3. Insulator PTFE (ASTM D 1710) 4. Coupling Nut Brass (C3604)(ASTM B 16), Ni Plated	5. Cable Jacket FEP
Cable Constriction	



Electrical Characteristics (Cable)
1. Impedance : 50 Ohm 2. Capacitance : 88 pF/m, 26.8 pF/ft 3. Velocity of Propagation : 77 % 4. Delay : 4.34 ns/m, 1.32 ns/ft 5. Insertion Loss : -1.07dB/m @8GHz Typ. -1.18dB/m @8GHz Min. 6. RF Leakage : -100dB
Mechanical Characteristics (Cable)
1. Minimum Bend Radius : 25mm 2. Temperature Range : -50°C / +125°C 3. Weight Nominal : 53.3 g/m
Electrical Characteristics (Connector)
1. Impedance : 50 Ohm 2. Frequency : DC to 8GHz 3. VSWR : 1.11 : 1 @8GHz Typ. 1.21 : 1 @8GHz Max. 4. Insertion Loss : -0.10dB/EA @8GHz 5. RF Leakage : -100dB



THIS DRAWING CONTAINS PROPRIETARY INFORMATION AND IS NOT TO BE USED OR REPRODUCED WITHOUT THE PERMISSION OF SensorView Co., Ltd

	Ass'y Name	SMA(m) for 11F8G			Ass'y No.	SMA(M)_STZ8_01-11F8G-SMA(M)_STZ8_01-1.0M			Size	-	Date	-	Name	Signature		
	Common Tolerance	Seismic Center	○	±0.03	Group 1	Group 2	Group 3	Drawing No.	-			Material	Approved By	JM_PARK		
		Cylinder	⊗	±0.03		Entry	X	X.X	Scale	N/S	Revision No.		-	Checked By	SW_HAN	
		Coaxiality	⊙	±0.03		Tolerance	±0.3	±0.2	±0.1	Projection			Sheet Size	A4	Designed By	JH_KANG
		Concentric	⊖	±0.03		Angle	±3.0°	±2.0°	±1.0°	Unit	mm		Sheet	1 of 1		
General External																