Rev. No	Description	E.C.O	Date

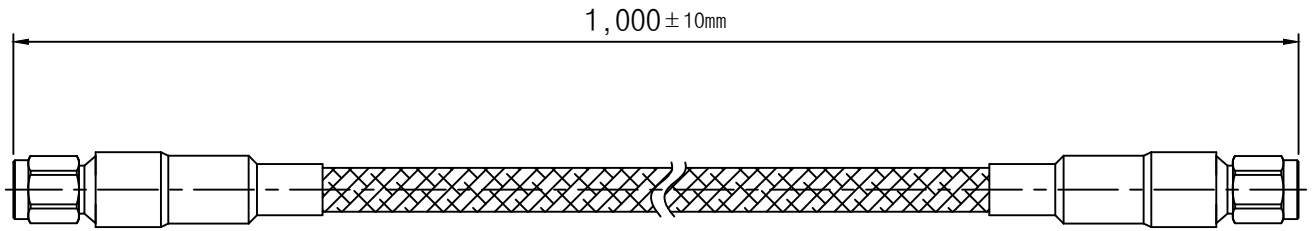

Connector P/N : SMA(M)_STZ8_01

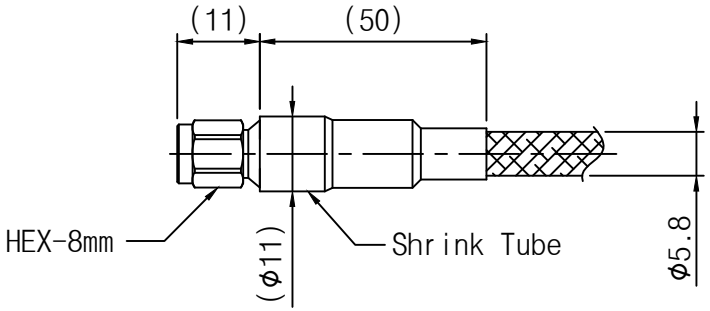

Cable P/N : 11A8G

lead-free

RoHS COMPLIANT

Specifications

MIL-C-17 : Cable
MIL-PRF-39012 : Connectors
MIL-G-45204 : Gold Plating, Electrodeposited
MIL-I-23053 : Insulation Sleeving etc.
MIL-P-46179 : Plastic Molding etc.
MIL-R-46198 : Resin, Polymide etc.

Military Standards

MIL-STD-202 : Test Method
MIL-STD-810 : Test Method for Environmental
MIL-STD-1344 : Test Method for Connectors

Materials(Connector)

1. Body
   Brass (C3604)(ASTM B 16), Ni Plated
2. Center Conductor
   Brass (C3604)(ASTM B 16), Au Plated
3. Insulator
   PTFE (ASTM D 1710)
4. Coupling Nut
   Brass (C3604)(ASTM B 16), Ni Plated

Materials(Cable)

1. Cable Center Conductor
   Solid SPC (ASTM B 298)
2. Cable Dielectric
   Low Density PTFE in accordance with the applicable pragraph of MIL C 17
3. Cable Inner Shield
   Al Mylar Tape
4. Cable Outer Shield
   SPC Round Wire (ASTM B 298)
5. Cable Jacket
   Ruggedized Aramid Yarn

Cable Constriction

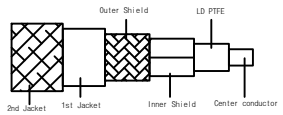

Insertion loss graph(Cable)

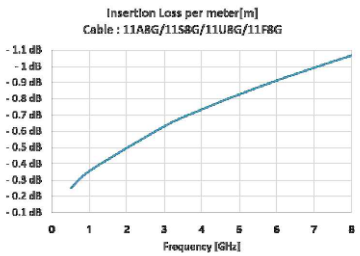

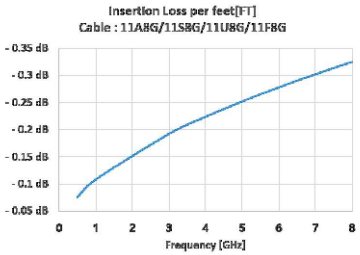

Electrical Characteristics (Cable)

1. Impedance : 50 Ohm
2. Capacitance : 88 pF/m, 26.8 pF/ft
3. Velocity of Propagation : 77 %
4. Delay : 4.34 ns/m, 1.32 ns/ft
5. Insertion Loss : -1.07dB/m @8GHz Typ.
   -1.18dB/m @8GHz Min.
6. RF Leakage : -100dB

Mechanical Characteristics (Cable)

1. Minimum Bend Radius : 25mm
2. Temperature Range : -50℃/ +135℃
3. Weight Nominal : 54 g/m

Electrical Characteristics (Connector)

1. Impedance : 50 Ohm
2. Frequency : DC to 8GHz
3. VSWR : 1.11 : 1 @8GHz Typ.
   1.21 : 1 @8GHz Max.
4. Insertion Loss : -0.10dB/EA @8GHz
5. RF Leakage : -100dB

THIS DRAWING CONTAINS PROPRIETARY INFORMATION AND IS NOT TO BE USED OR REPRODUCED WITHOUT THE PERMISSION OF SensorView Co,. Ltd

SENSORVIEW

Ass'y Name	SMA(m) for 11A8G				Ass'y No.	SMA(M)_STZ8_01-11A8G-SMA(M)_STZ8_01-1.0M							Size	-	Date	-		Name	Signature
Common Tolerance	Seismic Center	○	±0.03		Group 1	Group 2	Group 3	Drawing No.	-				Material	-			Approved By	JM_PARK	
	Cylinder	⌭	±0.03	Entry	X	X.X	X.XX	Scale	N/S	Revision No.	-		Plate	-			Checked By	SW_HAN	
	Coaxiality	◎	±0.03	Tolerance	±0.3	±0.2	±0.1	Projection		Sheet Size	A4								
	Concentric	◎	±0.03	Angle	±3.0°	±2.0°	±1.0°	Unit	mm	Sheet	1 of 1		General External	-			Designed By	JH_KANG	